



— MODEL — **134-05**

Solenoid Operated Deluge Valve



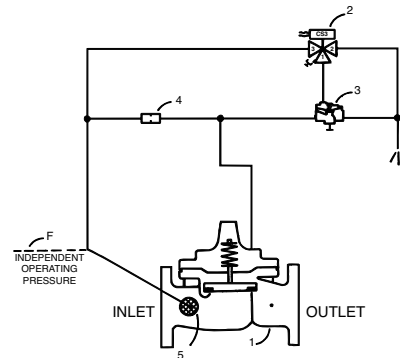
- **U.L. Listed / U.L.C. Listed**
- **Fast Acting Solenoid Control**
- **Reliable Drip Tight Shut-off**
- **Simple Design, Proven Reliable**
- **Easy Installation & Maintenance**

The Cla-Val Model 134-05 Solenoid Control Valve is an on-off control valve which either opens or closes upon receiving an electrical signal to the solenoid pilot control. This valve consists of a 100G/2100G U.L. listed hytrol main valve, a three-way solenoid valve and an auxiliary pilot valve. This pilot control system alternately applies pressure to/or relieves pressure from the diaphragm chamber of the main valve. It is furnished either normally open (de-energize solenoid to open) or normally closed (energize solenoid to open).

Note: For seawater applications use 100GS/2100GS main valve

Schematic Diagram

Item	Description
1	100G/2100G UL Listed Hytrol Main Valve
2	CS3 Solenoid Control
3	100-01 Hytrol Pilot Valve
4	X58C Restriction Orifice
5	X46A Flow Clean Strainer



Specifications

SIZES Globe: 3" - 10" flanged
Angle: 3" - 10" flanged

END DETAILS Ductile Iron 150 ANSI B16.42 flanged
Cast Steel 150 ANSI B16.5 flanged

PRESSURE RATINGS 150 class, 250 psi maximum (Ductile Iron)
150 class, 285 psi maximum (Cast Steel)
300 class, 400 psi maximum

TEMPERATURE RANGE Water: to 180° F. Max

MATERIALS

Main valve body & cover:

Ductile Iron ASTM A-536*
Cast Steel ASTM A216-WCB*
Naval Bronze ASTM B61
Nickel Aluminum Bronze ASTM B148
Super Duplex Stainless Steel
Stainless Steel ASTM A743-CF-8M

Main valve trim:

Bronze / Stainless Steel

Pilot control system:

Cast Bronze ASTM B61
UL Listed 3" - 10"

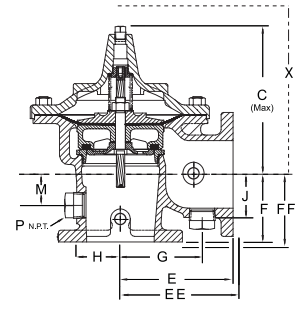
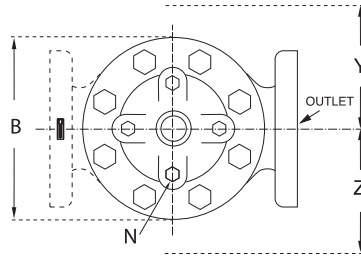
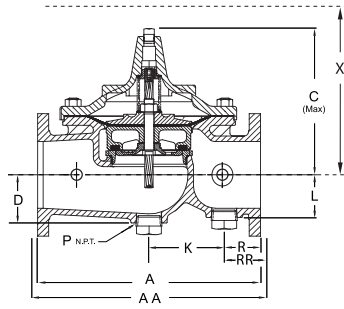
Functional Data

Valve Size	Inches	3	4	6	8	10	
	mm.	80	100	150	200	250	
C _v Factor	Globe Pattern	Gal./Min. (gpm.)	115	200	440	770	1245
		Litres/Sec. (l/s.)	27.6	48	105.6	184.8	299
	Angle Pattern	Gal./Min. (gpm.)	139	240	541	990	1575
		Litres/Sec. (l/s.)	33.4	58	130	238	378

Cover Capacity

Valve Size	Displacement
3"	.080 gal
4"	.169 gal
6"	.531 gal
8"	1.26 gal
10"	2.51 gal





Valve Size (Inches)	3	4	6	8	10
A 150 ANSI	12.00	15.00	20.00	25.38	29.75
AA 300 ANSI	13.25	15.62	21.00	26.38	31.12
B Dia.	9.12	11.50	15.75	20.00	23.62
C Max.	8.19	10.62	13.38	16.00	17.12
D	2.56	3.19	4.31	5.16	8.50
E 150 ANSI	7.00	8.50	10.00	12.69	14.88
EE 300 ANSI	--	8.81	10.50	13.19	--
F 150 ANSI	4.00	4.97	6.00	8.00	8.62
FF 300 ANSI	--	5.28	6.50	8.50	--
G	4.75	5.94	7.25	8.50	10.50
H	2.69	2.81	3.88	5.31	6.56
J	2.56	2.81	3.81	4.81	5.81
K	7.00	4.03	6.75	17.00	15.50
L	2.56	2.81	3.81	4.81	8.50
M	1.75	2.41	2.75	4.00	4.24
N NPT	1/2"-14	3/4"-14	3/4"-14	1"-11 1/2	1"-11 1/2
P NPT	1/4"-11 1/2	2"-11 1/2"			
R 150 ANSI	2.50	3.47	3.25	4.19	7.12
RR 300 ANSI	3.12	3.78	3.75	4.69	7.81
X Pilot System	15.00	17.00	29.00	31.00	33.00
Y Pilot System	11.00	12.00	20.00	22.00	24.00
Z Pilot System	11.00	12.00	20.00	22.00	24.00

Valve Size (mm)	80	100	150	200	250
A 150 ANSI	305	381	508	645	756
AA 300 ANSI	337	397	533	670	791
B Dia.	232	292	400	508	600
C Max.	208	270	340	406	435
D	65	81	110	131	216
E 150 ANSI	178	216	254	322	378
EE 300 ANSI	--	224	267	350	--
F 150 ANSI	102	126	152	203	219
FF 300 ANSI	--	134	165	216	--
G	121	151	184	216	267
H	68	71	99	135	167
J	65	71	97	122	148
K	178	102	171	432	394
L	65	71	97	122	216
M	45	61	70	102	108
N NPT	1/2"-14	3/4"-14	3/4"-14	1"-11 1/2	1"-11 1/2
P NPT	1/4"-11 1/2	2"-11 1/2"			
R 150 ANSI	64	88	83	106	181
RR 300 ANSI	79	96	95	119	198
X Pilot System	381	432	737	787	838
Y Pilot System	279	305	508	559	610
Z Pilot System	279	305	508	559	610

Pilot System Specifications

Temperature Range

Water: to 180°F

Fluids

Air, water, light oils

Rubber Parts

Buna-N® Synthetic Rubber

Solenoid Control*

Body:

Brass ASTM B283

Enclosure:

NEMA Type 1, 2, 3, 3S, 4, 4X general purpose watertight

NEMA Type 6, 6P, 7, 9 watertight

Explosion Proof available at extra cost

Voltages:

110, 220 -50Hz AC

24, 120, 240, 480 - 60Hz AC

6, 12, 24, 120, 240 - DC

Others available at extra cost

Max. operating pressure differential: 200 psi

Coil:

Insulation molded Class	F
Watts AC	6
AC Volt Amps Inrush	30
AC Volt Amps Holding	16
Watts DC	10.6

Manual operator available at extra cost.

UL Listed: 3" - 10"

*Optional material available for Seawater Service

When Ordering, Please Specify

- Catalog No. 134-05
- Valve Size
- Pattern - Globe or Angle
- Pressure Class
- Threaded, Flanged or Grooved
- Material Desired
- Energized or De-energized to
Open Main Valve
- Solenoid Enclosure,
Voltage & Hertz
- When Vertically Installed



134-05 (R-10/2010)

CLA-VAL

PO Box 1325 Newport Beach CA 92659-0325 • Phone: 949-722-4800
Fax: 949-548-5441 • Web Site: cla-val.com • E-mail: claval@cla-val.com

CLA-VAL CANADA

4687 Christie Drive
Beamsville, Ontario
Canada L0R 1B4
Phone: 905-563-4963
Fax: 905-563-4040
E-Mail: sales@cla-val.ca

CLA-VAL EUROPE

Chemin des Mésanges 1
CH-1032 Romanel/
Lausanne, Switzerland
Phone: 41-21-643-15-55
Fax: 41-21-643-15-50
E-Mail: cla-val@cla-val.ch

CLA-VAL UK

Dainton House, Goods Station Road
GB - Tunbridge Wells
Kent TN1 2 DH England
Phone: 44-1892-514-400
Fax: 44-1892-543-423
E-Mail: info@cla-val.co.uk

Represented By:

© Copyright CLA-VAL 2010 Printed in USA Specifications subject to change without notice.